



Fact Sheet

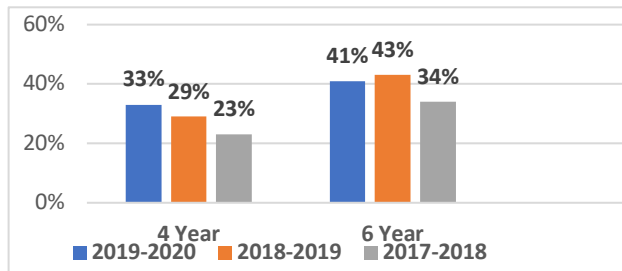


President:
Dr. W Franklin Evans Bio

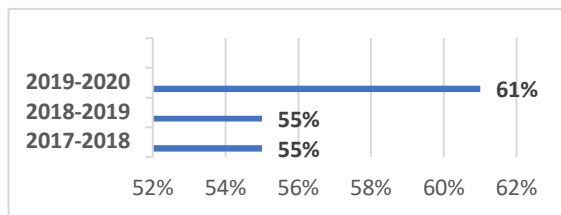
ENROLLMENT

	Fall 2019	Fall 2018	Fall 2017
Total Head Count	510	491	475
First-Time/Full-Time	217	153	176
Transfers-In	34	38	41
International Students	8	8	2

GRADUATION RATE



RETENTION RATE



FACULTY TO STUDENT RATIO

2019-2020	10:1
2018-2019	10:1
2017-2018	13:1

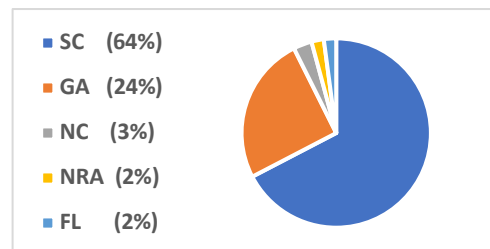
TOP 5 MAJORS

- #1: SPORTS MANAGEMENT
- #2: BUSINESS ADMINISTRATION
- #3: CRIMINAL JUSTICE
- #4: PSYCHOLOGY
- #5: BIOLOGY

FACULTY

Professors:	3
Associate Professors:	6
Assistant Professors:	19
Instructors:	10
Adjunct Instructors:	20
Males:	29
Females:	29
African American/Black:	43
Other:	15

ENROLLMENT BY STATE



DEGREES CONFERRED

	SPR 2020	SPR 2019	SPR 2018
Accounting	1	4	4
Biology	9	5	9
Business Administration	9	8	11
Child Development	5	10	6
Computer Science	7	7	2
Criminal Justice	16	7	6
Emergency Management	6	1	1
Health/Recreation	0	6	2
Interdisciplinary Studies	4	3	1
Mass Communication	4	2	4
Organizational Management	6	9	5
Psychology	3	2	0
Sociology	4	6	3
Sports Management	11	9	10
Theological Studies	1	0	0
TOTAL	86	79	64